



EUROCAVE

PROFESSIONAL

6170D



BVCert. 6010761

Range	6000 Series
Function	2-Temperatures Service
Pack	Premium
Capacity	170 Bottles**




GENERAL FEATURES

	Full Glass door	Black frame Glass door	Solid door
Gross weight packaged / net weight* / equipped cabinet net weight (kg)	116 / 100 / 136,4	114 / 98 / 134,4	101 / 85 / 121,4
Permitted ambient temperature range	10 – 30°C / 50 – 86°F		10 – 35°C / 50 – 95°F
Dimensions unpackaged H x W x D (mm)	1825 x 680 x 715**		
Dimensions packaged H x W x D (mm)	1950 x 720 x 760		
Colour of body	Nero		

TECHNICAL FEATURES

REGULATION	HOT – COLD – INSULATION TECHNOLOGIES
<ul style="list-style-type: none"> • Electronic regulation • Temperature setting range from 5 to 11°C / 41-52°F (white wine compartment) and from 15 to 20°C / 59-68°F (red wine compartment) • LED screen with touch buttons • Electronic inner display and settings – digital screen • Temperature visualisation • Visual alarms in case of disfunctioning (open door, sensor fault, temperature alarm) • Automatic defrost 	<p>Cold production :</p> <ul style="list-style-type: none"> • Air fan • Compressor R600a/R134a • CE/UK/JA/AU/CH/CN/US <p>Cords :</p> <p>Hot production: Hot release:</p> <ul style="list-style-type: none"> • Heating element • Automatic • Threshold : adjustable <p>Inner material :</p> <p>Exterior coating material :</p> <p>Insulation type:</p> <ul style="list-style-type: none"> • Aluminium • HDF (High Density Fiber) • PU foam (59 mm)

EQUIPMENT & OPTIONS

EQUIPMENT	OPTIONS PLUS		
<ul style="list-style-type: none"> • 3 doors : Full Glass door, Glass door with black frame, Solid door • Inner lighting : 2 LEDs (3 options: permanent, open door, disabled) • Front adjustable feet • Removable handle with centered lock • Humidity collector rearward 	<p>1</p> <p>Lighting Atmosphere lighting</p> 	<p>2</p> <p>Warranty extension</p> <p>5 YEAR WARRANTY</p>	<p>3</p> <p>Shelves Equipped with a brake Light wood or glossy black front Removable bottles identifiers + erasable felt-tip marker</p>  <p>ACMS2B</p> <p>ACMS2W</p>
<p>PACK OF SHELVES</p> <p>Premium Pack : 13 sliding shelves ACMS Capacity : 170 bottles***</p> 			

ENERGY EFFICIENCY AND CONSUMPTION

Wiring	230V-50Hz			115V-60Hz		
	Solid	Glass	Full Glass	Solid	Glass	Full Glass
Doors type						
Energy efficiency rating	A+	A	A	/	/	/
Annual energy consumption Aec (kWh/year)****	128	165	165	NA	NA	NA
Acoustic emissions (dB(A))	37	37	37	38	38	38

A la carte options to upgrade the wine cabinet according to the needs.



*Empty wine cabinet weight

**Depth : 715 cm including rear stop / 690 cm without rear stop. <http://eurocavepro.com/>

Dimensions don't include handle.

*** Traditional Bordeaux bottles

**** Calculation based on the result obtained over 24 hrs in standard conditions (25°C / 77°F)