

DRYWALL ANCHOR INSTALLATION




SUITABLE INSTALLATION FOR WALLS PREPARED WITH 2x6 BLOCKING AND 3/4" PLYWOOD SHEATHING.

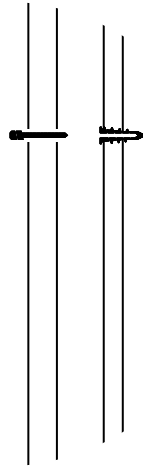
RECOMMENDED TOOLS

- ALLEN KEY
- HANGER BOLT DRIVER
- LEVEL

HARDWARE NEEDED

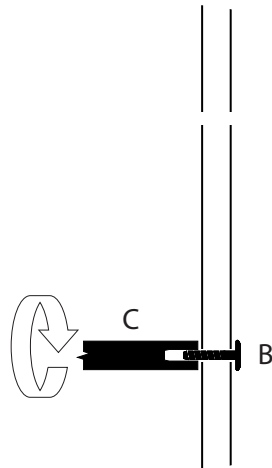


- A - HANGER BOLT
- B - CONNECTOR BOLT
- C - WINE PEG



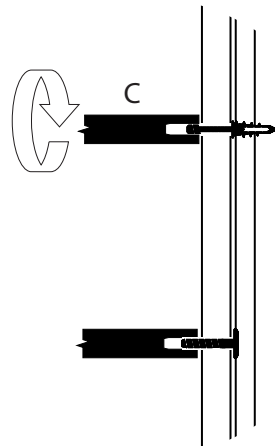
1.

WALL PREPERATION:
USING YOUR PANEL AS A TEMPLATE
MARK WHERE TO SECURE DRYWALL
ANCHORS AND PLACE ANCHORS IN
WALL, THEN SCREW



2.

PANEL PREPERATION:
FASTEN ALL RODS (C) THAT USE CONNECTOR
BOLTS (B) TO YOUR PANEL.



3.

LIFT PANEL ON WALL THEN FASTEN BY SCREWING
ON REMAINING RODS (C) UNTO HANGER BOLTS (A).